



Setup School Email on Mobile Device

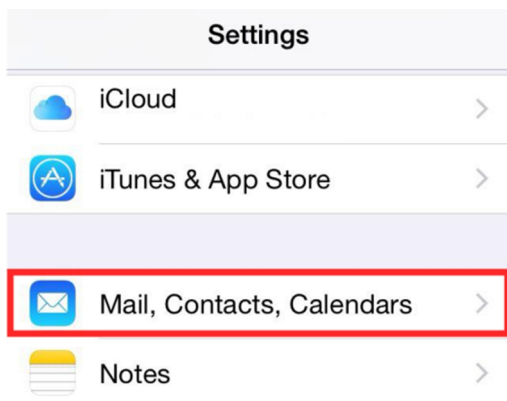


iPhone\iPad

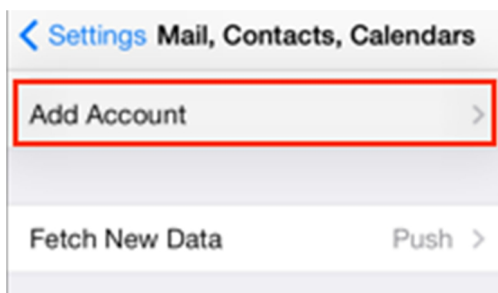
From the Home Screen select Settings




Scroll down and select Mail, Contacts, Calendars.



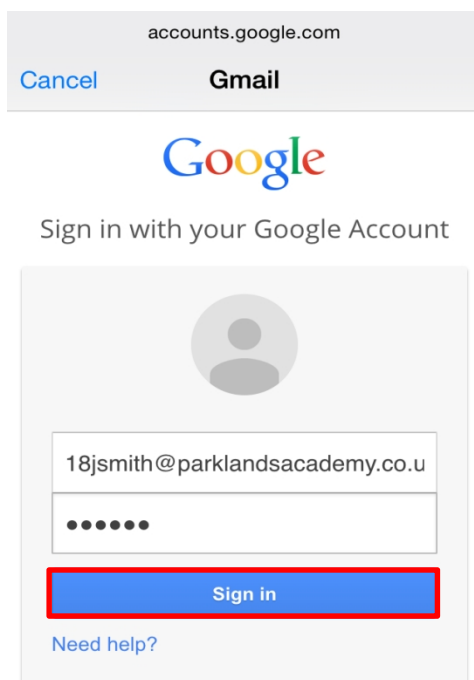
Select Add Account



Select Google



Enter your school email address and password. Select Sign in



Next you must login to Realsmart. Select Parklands Academy from the drop down menu. Enter your username, which is the first part of your email address. Enter your password, which is the same as the previous email password. Click Log in

www.rlsmart.net

Cancel Gmail

Log in to your **realsmartcloud** account

Parklands Academy

Username
18jsmith

Password
•••••

Log in

You must then Accept the privacy policy

Cancel Gmail

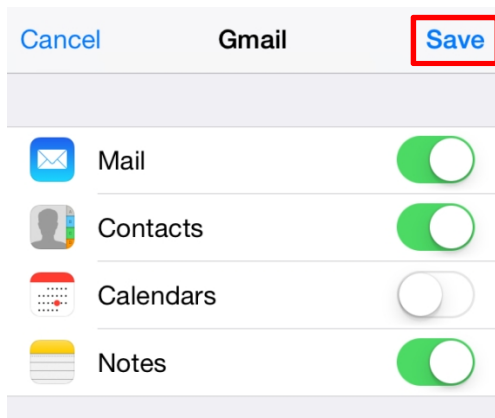
▼ iOS would like to:

- View and manage your mail
- View your email address
- View your basic profile info
- Manage your calendars
- Manage your contacts

By clicking Accept, you allow this app and Google to use your information in accordance with their respective terms of service and privacy policies. You can change this and other Account Permissions at any time.

Cancel Accept

Finally click Save



If you would like your mobile device connecting to the schools wireless network, please bring to room N29 anytime during lunch, and a member of the IT support team will assist you.